

# MORE Course Lab Materials

## Module 2

*Taste/Texture/Fit Lab* – See attached Worksheet

Each participant should have all of the items to explore each one and identify their characteristics on the additional worksheet.

The recommended items are chosen to demonstrate specific sensory motor characteristics, so when choosing substitutes, they should reflect the same sensory motor elements.

*Oral Motor Treatment Strategies* – Experiential Lab

Finger cots, and/or latex gloves for practice, 3 or 4 per person

## Module 3

*Blow Toys Practicum* – 2 toys per person

A variety of toys should be assembled for this lab. See the attached sheet for examples. Again, the variety is essential for participants to appreciate the richness and differences in the oral motor, respiratory experiences among various blowing options. Online sources:

[www.sensorytools.net](http://www.sensorytools.net); [www.therapro.com](http://www.therapro.com)

*Treatment Lab: Hands on Techniques*

9" Gymnic Overball balls for 'Belly Ball' – 1 per every 2 participants

[https://www.amazon.com/Gymnic-Softgym-Over-BallBlue/dp/B0897DYC76/ref=asc\\_df\\_B0897DYC76/?tag=hyprod-20&linkCode=df0&hvadid=533236522019&hvpos=&hvnetw=g&hvrnd=4762379162129420300&hvpon=&hvptwo=&hvqmt=&hvdev=c&hvdvcmld=&hvlocint=&hvlocphy=9019526&hvtargid=pla-1407265667246&pvc=1](https://www.amazon.com/Gymnic-Softgym-Over-BallBlue/dp/B0897DYC76/ref=asc_df_B0897DYC76/?tag=hyprod-20&linkCode=df0&hvadid=533236522019&hvpos=&hvnetw=g&hvrnd=4762379162129420300&hvpon=&hvptwo=&hvqmt=&hvdev=c&hvdvcmld=&hvlocint=&hvlocphy=9019526&hvtargid=pla-1407265667246&pvc=1)

Mats for floor work




# Blow Toys

Product P1




River Boat whistle

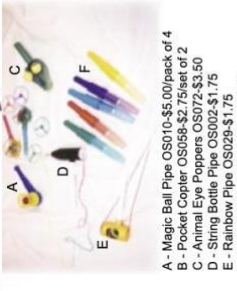


<http://content.com>  
D=218


Harmonica



A - Blowzooka OS055-\$7.00  
B - Pop Darts OS019-\$7.00  
C - Blow Flyz OS046-\$9.00  
D - Air Action Blow Gun OS034-\$5.25



A - Magic Ball Pipe OS010-\$5.00/pack of 4  
B - Pocket Copter OS058-\$2.75/set of 2  
C - Animal Eye Poppers OS072-\$3.50  
D - String Bottle Pipe OS002-\$1.75  
E - Rainbow Pipe OS029-\$1.75  
F - Blo-Pens OS047-\$6.50/set of 5



A - Bird Water Whistle OS039-\$5.00/pack of 15  
B - Mini Bird Whistle OS044-\$5.00/pack of 15  
C - Mini Animal Whistle OS042-\$5.00/pack of 15





2/person  
Examples









## Taste/Texture Lab Experience/Worksheet

**Purpose:** to explore the sensory motor characteristics of various food items for potential therapeutic application.

**Prepare ahead of time.** If you are unable to locate the items suggested, look for substitutes with comparable characteristics so you can follow along with this experiential session.

Items needed to provide comparison, contrast and intensity:

Something to drink (water is fine)

A standard straw and a coffee stirrer straw	
A napkin	
A few kernels of popped corn	
A small pretzel	
A Warhead (or item similar in shape and extremely sour taste)	
A Fire Ball (or item similar in shape and extremely hot cinnamon taste)	
A Sweet Tart (or item similar in shape and sweet/sour taste)	
A Smartee (or item similar in shape and sweet/sour taste)	
A Tootsie Roll (long; or item similar in length and resistance)	
A Red Licorice Twizzler (or item similar in resistance)	
A piece of Double Bubble gum (or similar brand)	
A piece of sugar free gum	
A Tootsie Pop (or item similar in shape and resistance such as a Blow Pop)	